



Hella marine

Vision and Innovation

2017 Brochure

- New Products
- Navigation Lamps
- Interior Lighting
- Courtesy Lighting
- Deck Floodlights
- Utility Lighting

World leading LED technology
Power saving and ultra durable

www.hellamarine.com



Hella marine

Vision and Innovation



At sea, power is often a scarce resource. Highly efficient and durable LED lighting has a substantial role to play in conserving energy and enhancing a vessel without sacrificing functionality or compromising safety.

Our vision is to provide world leading products that set benchmarks for quality, reliability, safety and energy efficiency while satisfying customer expectations for outstanding service and support. Hella marine 'Fit and Forget' LED lighting is firmly established as the solution of choice that meets long term reliability and economic considerations for astute owners and operators.

Hella marine benefits

5 YR
WARRANTY

5 Year Warranty

All Hella marine LED based lighting products carry a 5 Year Warranty providing peace of mind that the product will stand the test of time.

For more information visit: <http://www.hellamarine.com/en/about/warranty/>



IP67
COMPLETELY
SEALED

IP67 - Completely Sealed

Preventing moisture from corroding internal LED electronics is vital for long term durability in the harsh marine environment.

Hella marine products are completely sealed and purpose designed for interior or exterior use, wet or dry.



CE

Electromagnetic Compatibility (EMC)

All Hella marine LED products are designed with components that suppress possible interference, both emission as well as susceptibility to emissions, to the limits prescribed in international standards. This prevents possible interference with radio, communication, navigation and other electrical equipment on board.




LED

Class Leading Efficiency

Combining efficient LED sources with advanced optic technology, Hella marine LED products deliver more light output per watt than incandescent based lamps with significant energy savings.

Ultra low heat signatures reduce heat on board and prevent damage to surrounding materials.



UV
RESISTANT

Outstanding UV and Impact Resistance

Hella marine lamps utilise advanced impact resistant polymers that will not yellow or deteriorate in the harsh marine environment.



2NM All Round Anchor Lamps

Available in surface mount, fixed, fold down and plug-in options



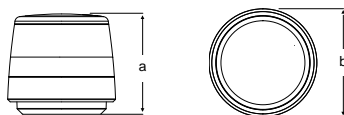
New !

Lamp Type	NaviLED 360 Anchor Lamps - 2NM All Round White
Housing Material	Corrosion, UV and impact resistant ASA plastic
Lens Material	Heavy duty Grilamid®
Minimum Visible Distance	2 Nautical Mile
Cable	Pre-wired with marine cable
Operating Voltage	Multivolt 12 / 24V DC
Power Consumption	< 1W
Degree of Protection	Completely sealed IP67
Approvals	IMO Col Reg 72, USCG, Wheelmark, ABYC A-16, RCD



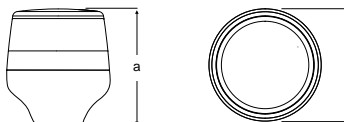
- 2NM Internationally approved
- Low power consumption (<1W)
- Multivolt 12/24V DC
- Completely sealed IP67
- Ultra long service life
- Variety of mounting options
- Range of pole lengths
- Made in New Zealand
- 5 Year warranty

Surface mount lamp dimensions:



Dimensions
a = 56mm / 2.20"
b = 60mm / 2.36"

Pole mount lamp dimensions:



Dimensions
a = 70mm / 2.76"
b = 60mm / 2.36"



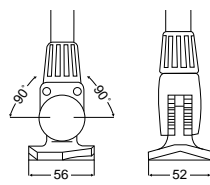
Fixed pole



Fold down pole

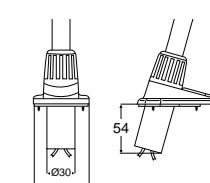


Plug-in pole



56

52



58

54

2 Nautical Mile Anchor Lamps with compact surface mount base

Light Colour	Visibility	Black Base	White Base
White	2 NM	2LT 980 960-001	2LT 980 960-011

Ultra compact and robust surface mount design with no visible fastenings once installed.



2LT 980 960-011

Fixed Pole 2 Nautical Mile Anchor Lamps

Overall Length	Visibility	Black Base	White Base
167mm (6")	2 NM	2LT 980 960-201	2LT 980 960-211

Robust fixed pole mount with two counter-sunk holes.



2LT 980 960-201

Fold Down 2 Nautical Mile Anchor Lamps

Overall Length	Visibility	Black Base	White Base
315mm (12")	2 NM	2LT 980 960-301	2LT 980 960-311
510mm (20")	2 NM	2LT 980 960-321	2LT 980 960-331
605mm (24")	2 NM	2LT 980 960-341	2LT 980 960-351
865mm (34")	2 NM	2LT 980 960-361	2LT 980 960-371

Lamp pole can be adjusted through 180 degrees and secured with locking collar.

Removable wedge for different surface cambers.



2LT 980 960-301

Plug-in Pole 2 Nautical Mile Anchor Lamps

Overall Length	Visibility	Black Base	White Base
610mm (24")	2 NM	2LT 980 960-401	2LT 980 960-411
1080mm (42")	2 NM	2LT 980 960-421	2LT 980 960-431
1380mm (54")	2 NM	2LT 980 960-441	2LT 980 960-451

Pole plugs into lamp base and is fixed into position with locking collar. Rubber cap covers hole when pole is removed.



2LT 980 960-421

Sea Hawk-XL Dual colour

Now available with
Red, Blue or Warm White LED combinations

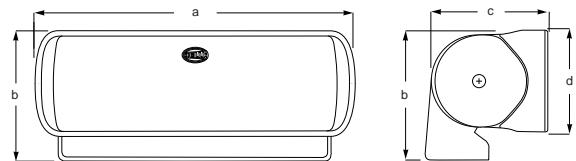
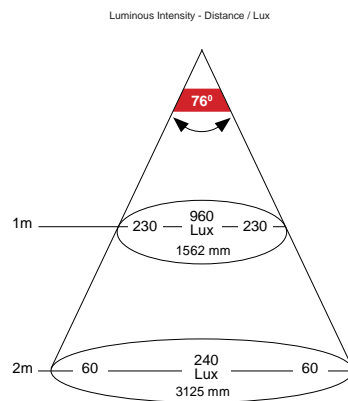
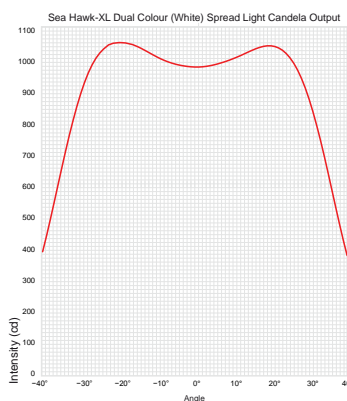


New !

Lamp Type	Sea Hawk-XL Dual Colour
Housing Material	Corrosion resistant and thermally conductive polymer housing
Lens Material	Heavy duty Grilamid®
Bracket Material	316 Stainless Steel
Colour Temperature	5000K (White), 2700K (Warm White)
Cable	Pre-wired with 2.5m marine cable
Operating Voltage	Multivolt 12 / 24V DC
Power Consumption	12W - White LEDs, 6W - Warm White LEDs, 6W - Blue LEDs, 3W - Red LEDs,
Degree of Protection	Completely sealed IP67
Weight	750g (including cable)



- 750 Lumen output (White)
- Secondary colour options
Red / Blue / Warm White
- Completely sealed IP67
- Low power consumption (<12W)
- Multivolt 12/24V DC
- Ultra long service life
- Made in New Zealand
- 5 Year warranty



Dimensions:
a = 170mm (6.69")
b = 68mm (2.68")
c = 58mm (2.28")
d = 55mm (2.17")

Sea Hawk-XL Dual Colour LED Floodlights - SPREAD

White / Red Colour Combination		
LED Colours	Housing Colour	9-33V Part Number
White / Red	Black Housing	2LT 980 950 -041
White / Red	White Housing	2LT 980 950 -051
White / Blue Colour Combination		
LED Colours	Housing Colour	9-33V Part Number
White / Blue	Black Housing	2LT 980 950 -061
White / Blue	White Housing	2LT 980 950 -071
White / Warm White Colour Combination		
LED Colours	Housing Colour	9-33V Part Number
White / Warm White	Black Housing	2LT 980 950 -081
White / Warm White	White Housing	2LT 980 950 -091



New !

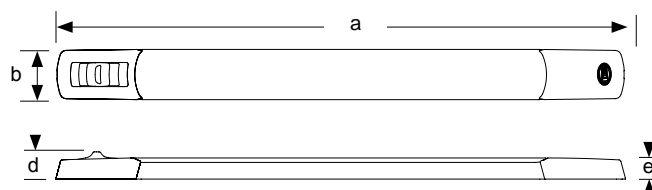
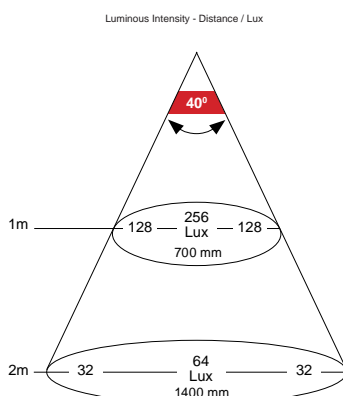
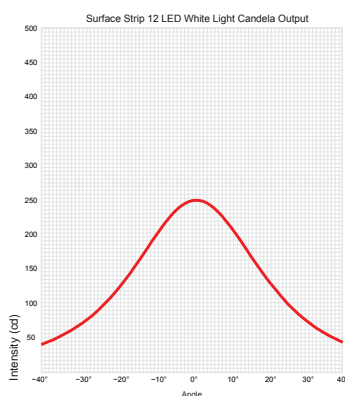
Surface Strip Lamps with switch

Dual colour options also available!

Lamp Type	Surface strip lamps with switch
Lens Material	Corrosion, UV and impact resistant acrylic
Colour Temperature	5000K (White) 2700K (Warm White)
Dimming	Hella marine dimmer 5XA 998 572-001
Cable	Pre-wired with 500mm of marine cable
Operating Voltage	12V DC or 24V DC
Power Consumption	3W - White LEDs
Degree of Protection	Completely sealed IP67
Installation	Surface Mount
Weight	75g (including cable)



- Integrated sealed switch
- Dual colour options
- High colour rendering (CRI 85)
- Low power consumption <3W
- Low profile surface mount design
- Completely sealed IP67
- UV and impact resistant
- Made in New Zealand
- 5 Year warranty



Dimensions:
a = 283mm (11.14")
b = 25mm (1.0")
c = 265mm (10.43")
d = 14mm (0.55") Switch Cap
e = 11mm (0.43") Plain Cap

Surface mount strip lamps with switch

Surface mount strip lamps with switch		
LED Colours	12V Part Number	24V Part Number
White	2JA 958 123-001	2JA 958 123-401
White / Red	2JA 958 121-001	2JA 958 121-401
White / Blue	2JA 958 121-011	2JA 958 121-411
Warm White	2JA 958 123-101	2JA 958 123-501
Warm White / Red	2JA 958 121-101	2JA 958 121-501
Warm White / Blue	2JA 958 121-111	2JA 958 121-511

Surface mount strip lamps - non-switched

Surface mount strip lamps - non-switched		
LED Colours	12V Part Number	24V Part Number
White	2JA 958 124-001	2JA 958 124-401
Warm White	2JA 958 124-101	2JA 958 124-501

Accessories to suit surface mount strip lamps		
Description	Colour	Part Number
45° Mounting Bracket	White	8HG 958 000-011



(lamp not included)



New !

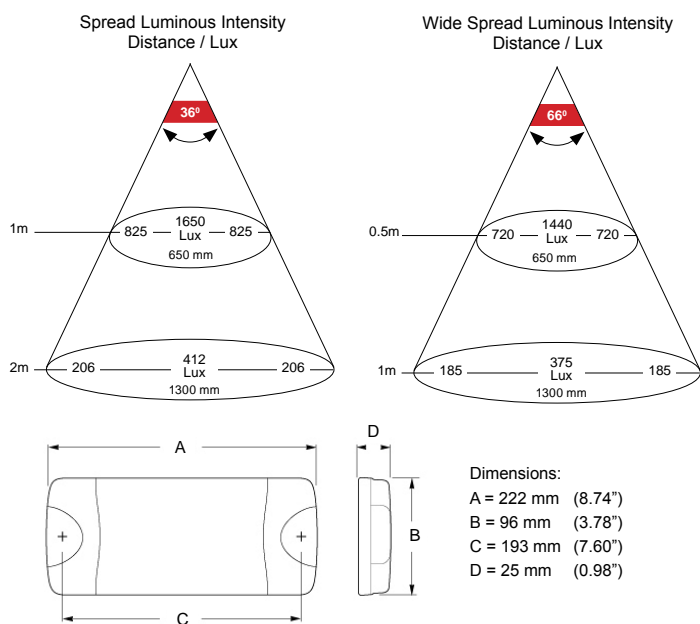
DuraLED 50 low profile

With increased light output and spread!



- Increased output 850 Lumen
- Wider spread light pattern
- Low power consumption (<12W)
- Multivolt 12/24V DC
- Completely sealed IP67
- Shock and vibration resistant
- Made in New Zealand
- 5 Year warranty

Lamp Type	DuraLED 50LP
Lens Material	UV and impact resistant Grilamid®
Colour Temperature	5000K (White)
Cable	Pre-wired with 2.5m of marine cable
Operating Voltage	Multivolt 12 / 24V DC
Power Consumption	12W - White LEDs
Degree of Protection	Completely sealed IP67
Approvals	ISO 8846 (Ignition Protection)
Installation	Surface Mount
Weight	380g (including cable)



DuraLED 50LP Lamps

Lens Options	LED Colour	9-33V Part Number
Spread	White (5000K)	2JA 980 629 -001
Wide Spread	White (5000K)	2JA 980 629 -501
Spread	Blue	2JA 980 629 -111



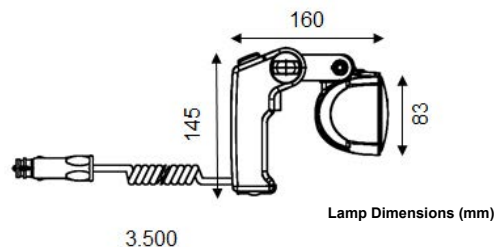

New !

Handheld Search light



- Increased output 2500 Lumen
- Spread or spot light pattern options
- Multivolt™ 12/24V DC
- Completely sealed IP6K9K
- 2 switches (On/Off & trigger)
- Shock and vibration resistant
- Made in Austria
- 5 Year warranty

Lamp Type	Hand Held Search Light
Housing Description	Premium Corosafe coating
Light Output	2500 lumens
Operating Voltage	Multivolt 12 / 24V DC
Power Consumption	30W
Cable	Spiral cable with cigarette lighter plug (extended length 3.5m)
Degree of Protection	IP 6K9K, IP6K8



Hand Held Search Light

Range	Part Number
Long range / Spot	1H0 996 476 -502
Close range / Spread	1H0 996 476 -512

Accessories	Part Number
Deck mount base	8HG 998 519 -001

LED Navigation Lamps

Designed and manufactured in New Zealand and proven in the harshest conditions worldwide, Hella marine LED navigation lamps provide power saving, highly visible and ultra durable lighting for reliability and safety at sea.

- Internationally approved
- Ultra low power consumption
- UV, corrosion & impact resistant
- Completely sealed IP67
- Multivolt 12/24V DC
- Reverse polarity & spike protected
- Pre-wired with marine cable
- Secure & time saving installation

Combining efficient LED light sources with advanced optic technology, Hella marine LED products deliver more light output per watt than traditional bulb lamps and thus provide considerable power saving. Hella marine NaviLED PRO lamps use less than 10% of the power required to run a 25W incandescent bulb lamp certified to the same visible distance.

Hella marine LED technology has no filaments to break, making the lamps extremely shock and vibration resistant for reliable illumination and safety.

Advanced optics deliver optimal horizontal and vertical light according to international standards. They provide enhanced visibility compared to bulb lamps. Cut-off angles are ultra precise, clearly indicating a vessel's movement and heading.

Each lamp is a completely sealed unit. Proven design, precision engineering, and the use of high impact acrylic materials ensures superior resistance to water, impact, UV and wear and tear.

Multivolt LED lamps can be connected to 12 or 24 volt systems providing full light performance even during low battery voltages and voltage drop over long cable runs and connectors.



NAVILED PRO



Lamp	Black Housing	White Housing
Port (2 NM)	2LT 959 900-001	2LT 959 900-011
Starboard (2 NM)	2LT 959 908-001	2LT 959 908-011
Stern (2 NM)	2LT 959 909-001	2LT 959 909-011
Masthead (3 NM)	2LT 959 940-601	2LT 959 940-611
Masthead (5 NM)	2LT 959 940-401	2LT 959 940-411
Bi-Colour (2 NM)	2LT 959 941-001	2LT 959 941-011

Power Consumption	< 2.5W
Dimensions (L,W,H)	90 x 87 x 57 mm



NAVILED

Lamp	Black Housing	White Housing
Port (2NM)	2LT 980 520-001	2LT 980 520-011
Starboard (2 NM)	2LT 980 520-201	2LT 980 520-211
Stern (2 NM)	2LT 980 520-501	2LT 980 520-511
Towing (2 NM)	2LT 980 520-601	2LT 980 520-611
Deckmount (Port & Starboard Pair)	2LT 980 620-801	2LT 980 620-811



NAVILED 360

Light Colour	Black Housing	White Housing
White (2 NM)	2LT 980 910-001	2LT 980 910-011
Red (2 NM)	2LT 980 910-401	2LT 980 910-411
Green (2 NM)	2LT 980 910-201	2LT 980 910-211

For more information on the new anchor lamps see page 3.



NAVILED TRIO



Lamp	Black Housing
Tri-Colour (2 NM)	2LT 980 650-001

Power Consumption	1.5W Anchor 3.5W Port, Starboard and Stern combined
Dimensions (L,W,H)	95 x 85 mm



LED Floodlights

Sea Hawk

- Ultra low power consumption
- UV, corrosion and impact resistant
- Completely sealed IP67
- Pre-wired with marine cable
- Multivolt 12/24V DC
- Made in New Zealand
- 5 Year warranty

Unique Corrosion Proof Housing

Rather than cast and machined from aluminium then protective coated, Sea Hawk R, XLR and XLB housings are precision injection moulded from thermally conductive ceramic polymer.

This advanced material draws heat from internal electronics for reliable long-term operation and eliminates the need for an aluminium housing in this class of floodlight, removing corrosion risks in the harsh marine environment.

Fully sealed and salt water durable

Sea Hawk lamps are IP67 and feature a high performance Grilamid lens for superior strength and resistance to impact and UV. Tinned marine cable is pre-wired to each lamp for absolute water tightness and reliable electrical connections.

Engineered light patterns

Advanced optical systems deliver incredible illumination without glare. Spread lamps illuminate a wide, close-range spread over a cockpit, foredeck or working area. Spot lamps provide a narrower, more concentrated illumination for tuna towers, yacht masts or for forward facing lighting on a variety of applications.

Sea Hawk-XL Dual Colour lamps

Two rows of bright white light is ideal when working, docking or landing the big one while the third row of secondary colour adds versatility. Red is perfect for preserving your night vision, blue is popular when added bling or a point of difference is needed, while warm white creates added comfort when you want to relax or match the rest of your interior lighting.



Sea Hawk

Lens Type	Black Housing	White Housing
Spread (9-33V DC)	2LT 980 670 -301	2LT 980 670 -311
Spread (12V only)	2LT 980 670 -361	2LT 980 670 -371

Power Consumption	3W
Lumens	200 (White)
Dimensions (H,W,D)	53 x 136 x 49mm (including bracket)



Sea Hawk-R

Bracket Mount

Lens Type	Black Housing	White Housing
Spread	2LT 980 573 -011	2LT 980 573 -021

Power Consumption	7W
Lumens	550 (White)
Dimensions (H,W,D)	53 x 136 x 49mm (including bracket)



Recessed Mount

Lens Type	Black Housing	White Housing
Spread	2LT 980 577 -001	2LT 980 577 -011
Spot	2LT 980 577 -201	2LT 980 577 -211

Power Consumption	7W
Lumens	550 (White)
Dimensions (H,W,D)	50 x 176 x 43mm



Sea Hawk-XL Dual Colour

Spread Lens Options

Light Colour	Black Housing	White Housing
White / Red	2LT 980 950 -041	2LT 980 950 -051
White / Blue	2LT 980 950 -061	2LT 980 950 -071
White / Warm White	2LT 980 950 -081	2LT 980 950 -091

Power Consumption	12W (White), 6W (Warm White), 6W (Blue), 3W (Red)
Lumens	750 (White)
Dimensions (H,W,D)	68 x 170 x 58mm (including bracket)



For more information see page 4.

Close range floodlights with the energy saving advantages of Hella marine LED technology.

Relentless Hella marine 'test to destruction' development programmes have lifted product reliability to new levels. Heavy duty LED work lamps endure the worst of vibration, shock and high impact torture tests to ensure they meet the demands of commercial applications.

Fully sealed and salt water durable



Each lamp is a completely sealed IP67 unit, impervious to moisture and contaminants. The housing features a unique bonded non-stick coating that will not corrode, discolour, peel or flake even under harsh UV and is highly resistant to cleaning chemicals.

Benchmark light distribution

Hella's optical engineering expertise provides highly effective illumination for working vessels. Option of two light patterns, spread or spot light beam patterns offer a crisp white 'close to daylight' 5000K (AS 3) and 5700K (HypaLUME) colour temperature. Working under this colour of light reduces the fatigue and eye strain sometimes caused by warmer colour halogen lighting.

Powerful and efficient

The powerful optical system of the HypaLUME generates over 20,000 lumens for a mere 240W consumption (10A@24V) offering class leading efficacy. With this impressive output, HypaLUME provides usable light comparable to a 400W metal halide fitting for significantly less energy consumption.



Ports of Auckland tug boat with single AS3 floodlight.

Sea Hawk-XLR

Lens Type	Black Housing	White Housing
Spread	2LT 980 740 -001	2LT 980 740 -011
Spot	2LT 980 740 -201	2LT 980 740 -211

Power Consumption	18W (High), 5W (Low)
Lumens	1300 (White / High)
Dimensions (H,W,D)	68 x 170 x 58mm (including bracket)



Sea Hawk-XLB

Lens Type	Black Housing	White Housing
Spread	2LT 958 040 -701	2LT 958 040 -711
Spot	2LT 958 040 -651	2LT 958 040 -661

Power Consumption	25W (High), 5W (Low)
Lumens	2200 (White / High)
Dimensions (H,W,D)	72 x 408 x 67mm (including bracket)



Module 70 (Gen 3)

Lens Type	Black Housing	White Housing
Close Range	1GO 996 276 -452	1GO 996 276 -471

Power Consumption	13W (Gen 3)
Lumens	800 (White)
Dimensions (H,W,D)	110 x 83 x 74mm (including bracket)



Module 70 (Gen 4)

Lens Type	Black Housing	White Housing
Close Range	1GO 996 476 -541	1GO 996 476 -521
Long Range	1GO 996 476 -551	1GO 996 476 -531

Power Consumption	21W (Gen 4)
Lumens	2100 (White)
Dimensions (H,W,D)	110 x 83 x 74mm (including bracket)



AS 3

Lens Type	12V	24V
Spread	2LT 958 060 -411	2LT 958 060 -021
Spot	2LT 958 060 -511	2LT 958 060 -121

Power Consumption	45W (High), 20W (Low)
Lumens	2700 (White)
Dimensions (H,W,D)	168 x 204 x 109mm (including bracket)



HypaLUME

Lens Type	Black Housing
Close Beam	1GA 011 872 -121

Housing Material	Die cast aluminium body
Power Consumption	240W (White)
Operating Voltage	Multivolt 24 / 48V DC
Lumens	20,000 (White)
Dimensions (H,W,D)	380 x 504 x 167mm (including bracket)



Interior & Exterior Lighting

EuroLED

- Ultra low power consumption
- High colour rendering (CRI 85)
- Completely sealed IP67
- UV, corrosion and impact resistant
- 316 stainless steel rims
- Made in New Zealand
- 5 Year warranty

Each EuroLED lamp is completely sealed, highly impact and shock resistant for an ultra long service life. EuroLED lamps can be installed almost anywhere on board, interior or exterior, wet or dry. The low heat signature will not cause damage to surrounding materials.

Multivolt electronics provide consistent illumination and protection across a range of voltages, even under severe voltage fluctuations, low battery voltages and long cable runs.

Each EuroLED lamp can be dimmed and controlled via the Hella marine Dimmer (5XA 998 572-001).

Dual colour EuroLED Touch lamps may also be remotely operated by momentary switches. Holding one of the external switches for two seconds will synchronise the lamps to the same colour and/or intensity level. The lamp will turn on at the colour intensity previously set, regardless of power interruption.

Glare diffusion without light loss is key with any LED lamp to maintain efficiency and safety. Significant eye strain can result from periods of looking directly into a powerful LED point source. Hella marine lens technology provides a safe and uniform light pattern, without glare or discomfort.



EuroLED 75

CRI 85

Screw Mount

Light Colour	White plastic rim	Polished stainless steel rim
White (12V)	2JA 958 110-011	2JA 958 110-021
White (24V)	2JA 958 110-111	2JA 958 110-121
Warm White (12V)	2JA 958 109-011	2JA 958 109-021
Warm White (24V)	2JA 958 109-111	2JA 958 109-121

Note: Spring Clip options also available

Power Consumption	3W
Lux @ 1m	100 (Warm White)
Beam Angle	80°
Dimensions (W,D)	75 x 24mm (Plastic Rim)



EuroLED 95

12/24V MULTIVOLT

Light Colour	White plastic rim	Polished stainless steel rim
White (Screw)	2JA 980 940-002	2JA 980 940-012
White (Spring Clip)	2JA 980 940-202	2JA 980 940-212
Warm White (Screw)	2JA 980 940-102	2JA 980 940-112
Warm White (Spring Clip)	2JA 980 940-302	2JA 980 940-312

Power Consumption	4W (White)
Lux @ 1m	380 (Warm White)
Beam Angle	30°
Dimensions (W,D)	95 x 37mm (Plastic Rim)



EuroLED 115

12/24V MULTIVOLT

Screw Mount

Light Colour	White plastic rim	Polished stainless steel rim
White	2JA 980 820-002	2JA 980 820-012
Warm White	2JA 980 820-102	2JA 980 820-112

Surface Mount with Switch

Light Colour	White plastic rim	Polished stainless steel rim
White	2JA 980 828-002	2JA 980 828-012
Warm White	2JA 980 828-102	2JA 980 828-112

Power Consumption	4W (White)
Lux @ 1m	385 (Warm White)
Beam Angle	36°
Dimensions (W,D)	115 x 32mm (Plastic Rim)



Interior & Exterior Lighting

EuroLED


- Dual colour options
- Touch control switching
- Completely sealed IP67
- Ultra low power consumption
- UV, corrosion and impact resistant
- Made in New Zealand
- 5 Year warranty

EuroLED Touch lamps incorporate the latest completely sealed touch sensitive technology.

Lighting control is beautifully simple. Touch the colour pad for red or blue light, the white pad for white light. On the dual colour versions, hold your finger on the pad for more than two seconds and the lamp will cycle through four dimming levels. Release your finger on the light level required.

Dual colour EuroLED Touch lamps can also be remotely operated from multiple points with 'off the shelf' ON/OFF/ON momentary switches. Holding one of the external switches for two seconds will synchronise the lamps to the same dimming level. Light levels are 'remembered' by the lamps circuitry. The lamp will always turn on at the colour intensity previously set, regardless of power interruption.

Single colour White or Warm White EuroLED Touch lamps (without dimming or momentary switch control) are equally as easy to use. Touch the white pad for ON, touch the black pad for OFF.



EuroLED Touch 130

Light Colour	White Shroud	Black Shroud
White / Red	2JA 959 950-121	2JA 959 950-111
White / Blue	2JA 959 951-121	2JA 959 951-111
White (Touch)	2JA 959 950-521	2JA 959 950-511
White (Non-Touch)	2JA 959 820-521	2JA 959 820-511

Power Consumption	4W
Lux @ 1m	475 (White)
Beam Angle	32°
Dimensions (W,D)	130 x 29.5mm



12/24V MULTIVOLT™

(Non-Touch)

EuroLED Touch 150

Light Colour	White Shroud	Stainless Steel Shroud
White / Red	2JA 980 630-001	2JA 980 630-011
White / Blue	2JA 980 630-201	2JA 980 630-211

Light Colour	White Shroud	Stainless Steel Shroud
White	2JA 980 630-501	2JA 980 630-511
Warm White	2JA 980 630-601	2JA 980 630-611



12/24V MULTIVOLT™

(Non-Touch)

EuroLED 150

Light Colour	White Shroud	Stainless Steel Shroud
White	2JA 980 631-501	2JA 980 631-511
Warm White	2JA 980 631-601	2JA 980 631-611

Power Consumption	4W
Lux @ 1m	475 (White)
Beam Angle	32°
Dimensions (W,D)	150 x 20mm



(Non-Touch)

Utility Lighting

DuraLed

Powerful white light for heavy duty applications and a safe, energy efficient and reliable alternative to incandescent and fluorescent lighting.

- **Completely sealed IP67**
- **UV, corrosion and impact resistant**
- **Ultra low power consumption**
- **Multivolt 12/24V DC**
- **Pre-wired with marine cable**
- **5 Year warranty**

DuraLED 12 LED lamps feature precision machined optics to purposely disperse light in a very wide spread pattern without glare or harsh point sources.

The result is LED technology ideal for engine room illumination, under decks, heavy duty applications where reliability must not be compromised, and to throw light into confined spaces and cavities on a wide range of vessels.

Product reliability is second to none, proven worldwide in thousands of highly demanding applications. Each lamp is a completely sealed design, highly impact resistant and shock resistant, ensuring an ultra long service life.

DuraLED lamps are surface mounted and feature a unique installation system where the fastening load is taken up by a heavy duty nylon bush to eliminate possible stress on the lamp housing.

Hella marine Multivolt™ circuitry provides constant illumination and circuit protection from 9-33V DC, even under severe voltage fluctuations.

DuraLED 50LP lamps are high tech, low profile lamps which are available in two light patterns, Spread and Wide Spread, to suit a variety of applications.

DuraLED 50LP lamps also carry ISO Ignition Protection approval for safe and certified installation when lamps are located near flammable gas sources.



DuraLED 12

Light Colour	White plastic rim	Black plastic rim
White	2JA 959 700-101	2JA 959 700-121
Warm White	2JA 959 700-701	2JA 959 700-711

Lamps with Heavy Duty Switch

Light Colour	White plastic rim	Black plastic rim
White	2JA 980 704-001	2JA 980 704-021
Warm White	2JA 980 704-501	2JA 980 704-521

Power Consumption	2.5W (White)
Lux @ 1m	60 (White)
Beam Angle	120°
Dimensions (H,W,D)	65 x 140 x 32mm



DuraLED 20

Light Colour	Spread lens
White	2JA 980 608-001

Power Consumption	4W (White)
Lux @ 1m	390 (White)
Beam Angle	64°
Dimensions (H,W,D)	100 x 177 x 30mm



DuraLED 36

Light Colour	Spread lens
White	2JA 959 037-521

Power Consumption	7W (White)
Lux @ 1m	600 (White)
Beam Angle	64°
Dimensions (H,W,D)	100 x 177 x 30mm



DuraLED 50 LP

Light Colour	Spread lens	Wide Spread lens
White	2JA 980 629-001	2JA 980 629-501
Blue	2JA 980 629-111	N/A

Power Consumption	12W (White)
Lux @ 1m	1650 (White)
Beam Angle	36° (Spread), 66° (Wide Spread)
Dimensions (H,W,D)	95 x 222 x 25mm



LED Strip Lamps

Featuring a completely sealed 10mm profile and class leading efficiency for a wide range of illumination tasks.


- Dual colour options
- Integrated sealed switch
- High Colour Accuracy (CRI 85)
- Low power consumption <3W
- Low profile surface mount design
- Completely sealed IP67
- UV and impact resistant
- Made in New Zealand
- 5 Year warranty

Purpose designed for the harsh marine environment, surface mount strip lamps are salt water durable and thoroughly tested to withstand high levels of vibration, impact, and shock loads.

Offering exceptional light output and an ultra-low power consumption of <3W, these lamps are an ideal replacement for bulky fluorescent lighting. Producing 250 lumens (White) and offering a leading CRI rating of 85 the surface mount strip lamps will enhance the appearance of your vessel and provide bright and accurate illumination.

The sealed switch system prevents moisture and other contaminants from effecting electronics, while the low profile design offers an effortless surface mount installation almost anywhere on board. Fastenings at each end of the lamp body are covered by snap-on end caps for a clean and modern appearance.

Hella marine surface mount LED strip lamps offer class leading energy efficiency and unmatched durability and are supported with a 5 year warranty for a total 'fit and forget' solution and complete peace of mind.



Surface Mount with Switch


Light Colour	12V	24V
White Only	2JA 958 123-001	2JA 958 123-401
White / Red	2JA 958 121-001	2JA 958 121-401
White / Blue	2JA 958 121-011	2JA 958 121-411

Warm White LED options also available.
For more information see page 5.



Surface Mount - No Switch

Light Colour	12V	24V
White	2JA 958 124-001	2JA 958 124-401
Warm White	2JA 958 124-101	2JA 958 124-501




Power Consumption	3W (White)
Lux @ 1m	256 (White)
Beam Angle	40°
Dimensions (H,W,D)	25 x 283 x 11mm

<1.5W Courtesy Intensity

Light Colour	12V	24V
White	2JA 980 881-012	2JA 980 881-112
Warm White	2JA 980 881-212	2JA 980 881-312
Blue	2JA 980 881-402	2JA 980 881-502
Red	2JA 980 881-602	2JA 980 881-702

Power Consumption	1.5W (White)
Beam Angle	42°
Dimensions (H,W,D)	25 x 283 x 10mm

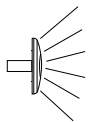


Courtesy Lamps

Attractive, energy efficient and easy to install LED lighting can be fitted almost anywhere on board, perfect for interior and exterior use.



- Easy to install
- Completely sealed IP67
- UV, corrosion and impact resistant
- Ultra low power consumption
- Pre-wired with marine cable
- Made in New Zealand
- 5 Year warranty



Courtesy light pattern

Surface Mount Oblong Courtesy



Light Colour	Stainless Steel Cap
White	2XT 980 869-301
Warm White	2XT 980 869-401
Blue	2XT 980 869-601
Red	2XT 980 869-501

Power consumption	0.5W
Degree of protection	IP67
Dimensions (H,W,D)	29 x 84 x 19mm



Oblong LED lamps are now available in a surface mount design for easier installation.

Featuring a slim and stylish design these lamps are ideal for illuminating on board areas such as steps, stairs, toe kicks, storage areas, companion ways, deck fittings, signs and switches.

Each lamp is completely sealed, highly shock, impact and vibration resistant making them suitable for the demanding marine environment. Lamps can be installed on a vessel's interior or exterior, in wet or dry conditions.

Hella marine Slim Line LED courtesy lamps.

Advanced lens technology provides an even spread of soft light without glare or eye strain. Each lamp is completely sealed, highly shock, impact and vibration resistant, perfectly suited for the demanding marine environment.

Hella marine LED courtesy lamps run very cool due to their low current draw of less than 0.5W. This provides safer installation into light weight materials where the heat of incandescent lamps may cause damage to the surrounding structure.

Flexible LED Chart lamps.

Energy efficient lighting for a variety of interior applications including chart table and navigation area lighting, berth lighting and adjustable reading lights. Available in single red or white LED light or dual colour red and white LED versions with integrated dimming via a rotary switch built into the head.

Slim Line Round Courtesy

Light Colour	12V	24V
White	2XT 980 500-521	2XT 980 501-521
Warm White	2XT 980 500-721	2XT 980 501-721
Blue	2XT 980 502-221	2XT 980 503-221
Red	2XT 980 507-221	2XT 980 508-221

Note: White or Black cap options also available

Power consumption	0.5W
Degree of protection	IP67
Dimensions (W,D)	72 x 21mm (S/S Cap)



Flexi-spot Chart Lamp

Light Colour	150mm Shaft	400mm Shaft
White / Red	2JA 343 720-522	2JA 343 720-622
White	2JA 343 720-022	2JA 343 720-122
Red	2JA 343 720-052	2JA 343 720-152

Power consumption	2W
Degree of protection	IP52
Dimensions (H,W,D)	104 x 46 x 36mm (lamp head)

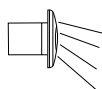


Step Lighting



Stylish LED step lamps provide safe, reliable and energy efficient lighting for interior or exterior applications

- Angled light pattern
- Completely sealed IP67
- UV, corrosion and impact resistant
- Ultra low power consumption
- Pre-wired with marine cable
- Made in New Zealand
- 5 Year warranty



30° Step light pattern

Step lamps feature engineered optics to direct light downwards at 30 degrees safely illuminating deck and step tread surfaces without shining into the eyes.

Ideal for illuminating on board areas such as steps, stairs, toe kicks, storage areas, companion ways, deck fittings, signs and switches.

Completely sealed and ultra durable, Hella marine LED lamps may be installed on a vessel's interior or interior, wet or dry.

Easy Fit series lamps are also shock and vibration resistant and represent reliable 'fit and forget' technology.

Multivolt electronics ensure constant light output in 12V or 24V DC systems.

Attractive trim accessories are offered in polished, satin or gold plated 316 stainless steel.



Oblong Step Lamp



Light Colour	Stainless Steel Cap
White	2XT 959 680-811
Warm White	2XT 959 680-411
Blue	2XT 959 680-611
Red	2XT 959 680-711



Power consumption	0.5W
Degree of protection	IP67
Dimensions (W,D)	29 x 84 x 20mm

Easy Fit Step Light



Light Colour	Chrome Plated Cap	White Plastic Cap	Stainless Steel Cap
White	2JA 998 560-001	2JA 998 560-011	2JA 998 560-161
Warm White	2JA 998 560-401	2JA 998 560-411	2JA 998 560-451
Blue	2JA 998 560-041	2JA 998 560-051	2JA 998 560-171
Red	2JA 998 560-201	2JA 998 560-211	2JA 998 560-251

Power consumption	0.5W
Degree of protection	IP67
Dimensions (H,W,D)	31.5 x 45 x 22.7mm





Hella marine

Vision and Innovation

World leading LED lighting technology.
State of the art design and precision manufactured.

Hella marine - New Zealand

81-83 Ben Lomond Crescent
Pakuranga 2140
Auckland
New Zealand
Phone +64 9 577 0000
Email info@hellamarine.com

Hella Australia Pty Ltd

54-76 Southern Road
Mentone, Melbourne
VIC 3194, Australia
Phone: +61 3 9581 9333
Email anton.rusch@hellamarine.com

Hella marine Europe Office - Austria

Hella Fahrzeugteile
Fabriksgasse 2
A-7503 Grosspetersdorf
Austria
Phone +43 3362 9001 1173
Email markus.fruehwirth@hella.com

Visit us online
www.hellamarine.com

- Latest products
- News
- Catalogues
- Instruction sheets and more

Follow us on



www.facebook.com/hellamarine
www.linkedin.com/company/hella-marine
www.youtube.com/user/hellamarine

